

Central archive and Grafana installation

perfSONAR 5.1.0 beta

Szymon Trocha ▪ PSNC ▪ szymon.trocha@psnc.pl

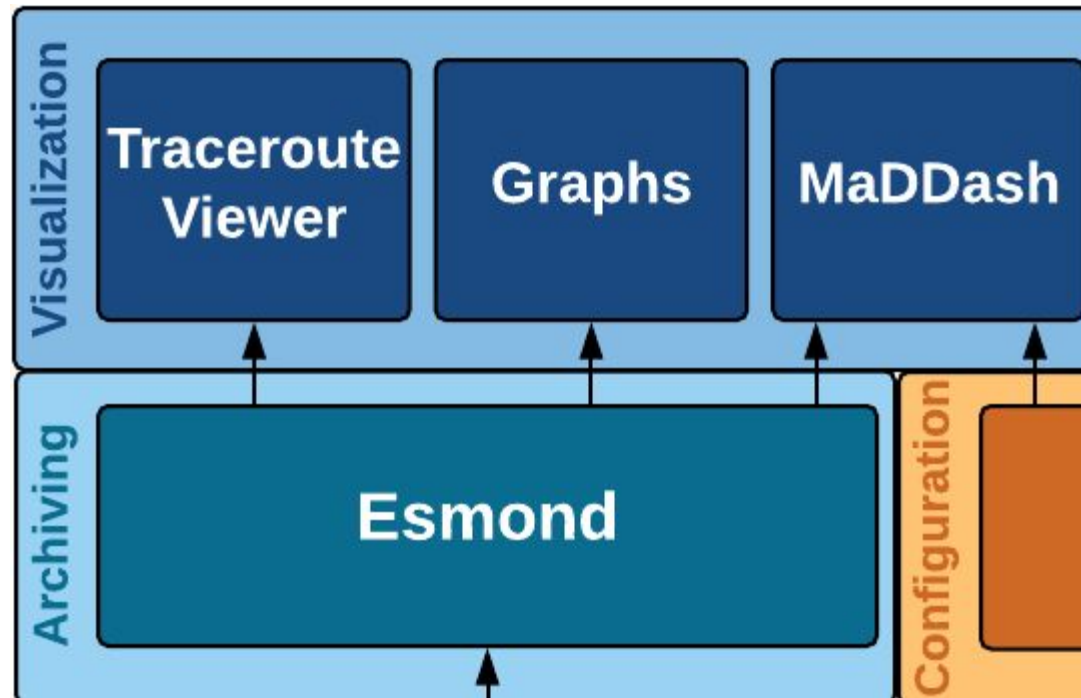
4th European perfSONAR User Workshop, 14-16 May 2024

perfSONAR is developed by a partnership of

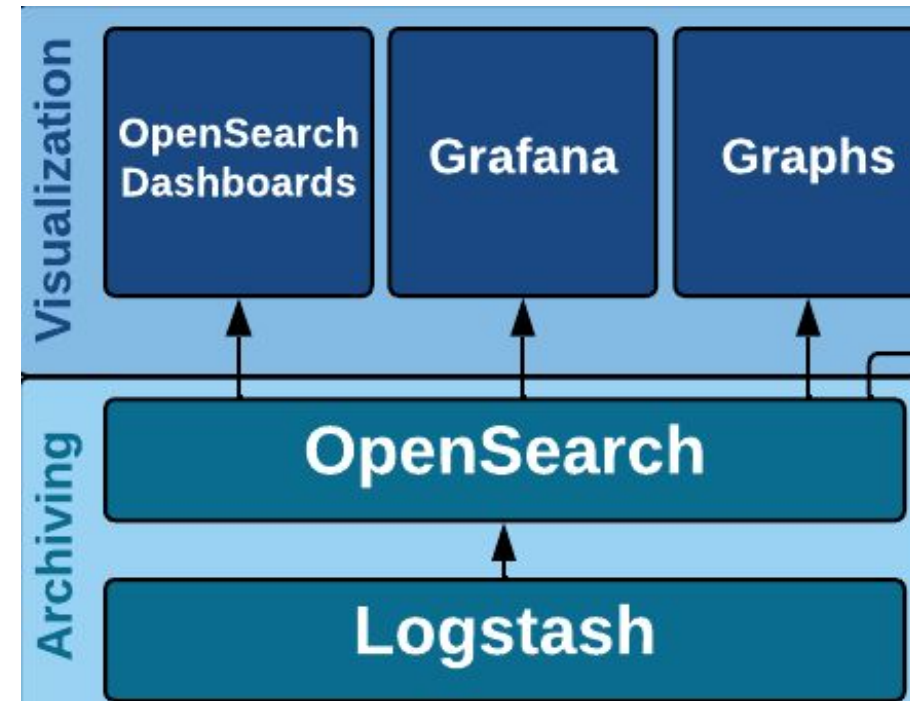


A quick reminder

<= perfSONAR 4.4.6



>= perfSONAR 5.0



Installation components

- Installed in the **archive** host
 - A single host where all measurements are stored
 - In most setups it also runs Grafana for visualizing results
- Installation elements
 - Opensearch
 - Logstash
 - Grafana
 - Supporting components

Detailed information: https://docs.perfsonar.net/release_candidates/5.1.0/cookbook_central_archive.html

perfSONAR Archive setup

- Two ways of installation

- Install **perpsonar-archive** package
- Use installation script

- `curl -s https://raw.githubusercontent.com/perpsonar/project/installation-script/install-perpsonar | sh -s - --repo staging archive`



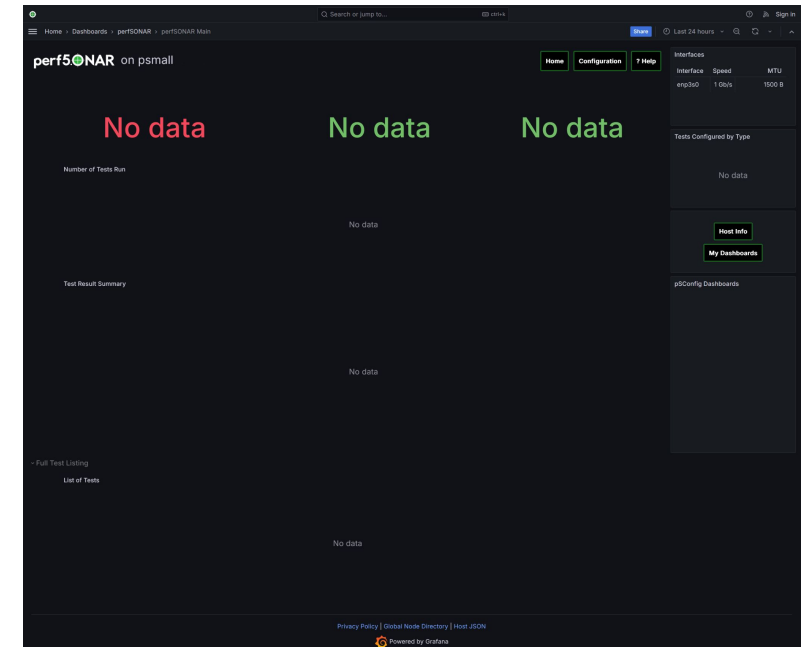
```
psarchive troubleshoot  
--skip-opensearch-data !
```

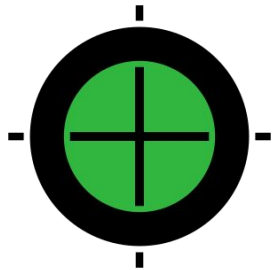
- Setup IP authentication

- `/etc/httpd/conf.d/apache-logstash.conf` (Rocky/Alma)
- `/etc/apache2/conf-available/apache-logstash.conf` (Debian/Ubuntu)
- Don't forget to restart httpd/Apache

Grafana setup

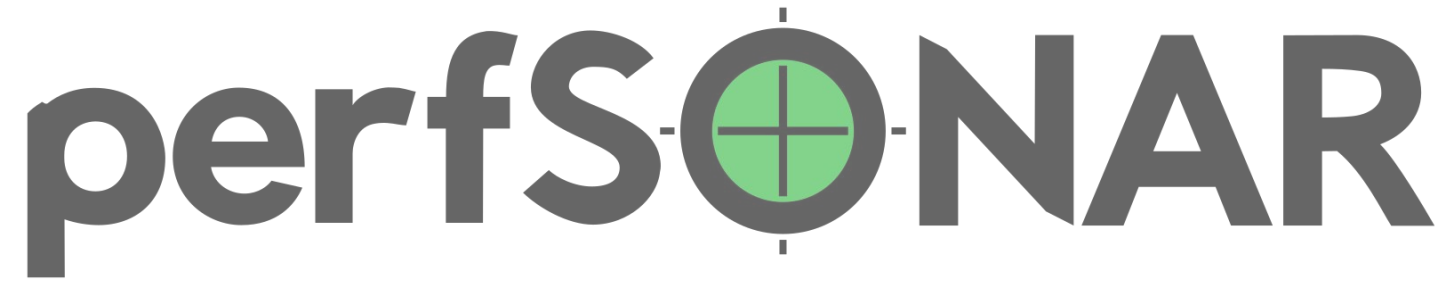
- Install a group of packages
 - `perfsnar-grafana`
 - `perfsnar-grafana-toolkit`
 - `perfsnar-psconfig-hostmetrics`
 - `perfsnar-psconfig-publisher`
- Verify Grafana is running
 - Go to `https://ARCHIVE_HOSTNAME/grafana`





Demonstration

Demonstration icon by luketaibai from The Noun Project



Central archive and Grafana installation

The scientific work is published for the realization of the international project co-financed by Polish Ministry of Science and Higher Education from financial resources of the programme entitled "PMW"

Szymon Trocha ▪ PSNC ▪ szymon.trocha@psnc.pl

4th European perfSONAR User Workshop, 14-16 May 2024

perfSONAR is developed by a partnership of

