



**tnc23**

DIGITAL GENERATIONS

TIRANA, ALBANIA | 5-9 JUNE 2023

## eduroam Visitor Access (eVA)

Paul Dekkers



Co-funded by  
the European Union

# eduroam Visitor Access

- Allow guests to use eduroam
  - Eliminate needs of other Wi-Fi networks
  - Allows roaming on Campus / shared buildings (if allowed by NRO)
  - Delegate creation of guests to employees
- Platform to allow normal users to create guests
  - Bulk options
- Scratch cards
- Events
- Self provisioning options
  - Kiosk via API function
  - Narrowcast screens (SMS)



# Narrowcast screen

**SURF**

## GAST WIFI?

**1**  
**SMS**  
SMS met uw mobiele telefoon het  
aangegeven sleutelwoord naar het  
telefoonnummer.

**2**  
**Ontvang**  
U ontvangt direct een SMS terug  
met daarin uw persoonlijke wifi  
gebruikersnaam en wachtwoord.

**3**  
**Wifi!**  
Klik op het eduroam wifi netwerk  
op uw device en vul uw  
gebruikersnaam en wachtwoord in.  
U bent vanaf nu online!

SMS het sleutelwoord:  
**surf94**

Naar telefoonnummer:  
**7873**  
of SMS naar  
**+316 3525 0006**

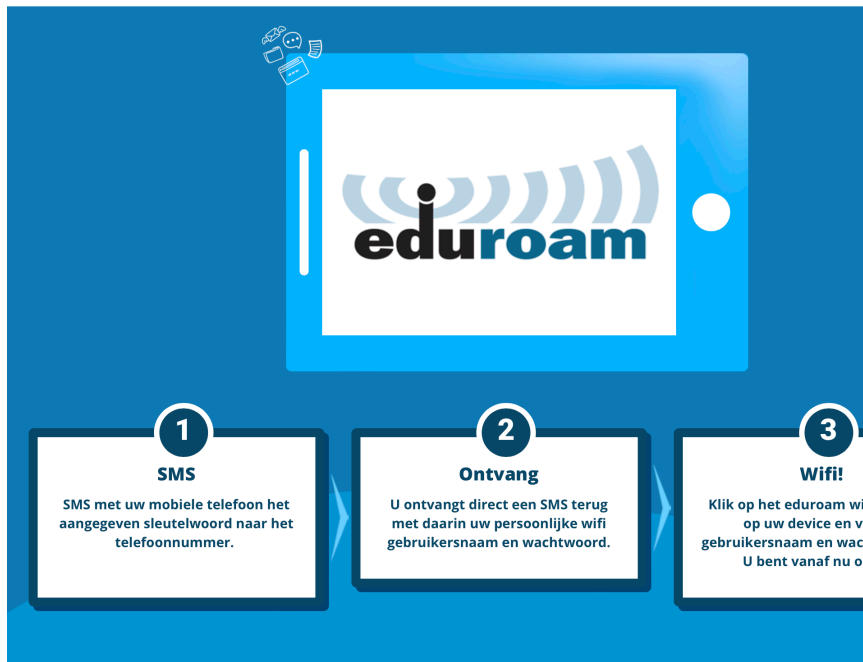
Alleen geldig op:  
**4 jun. 2023**

POWERED BY **SURF**

# Narrowcast screen

SURF

## GAST WIFI?



# Simple User Login

The dashboard shows the user's current status and options for managing visitors. It includes sections for 'MY VISITORS', 'QUICK CREATE 1-DAY ACCOUNT', 'CREATED ACCOUNTS', 'MANUAL & SUPPORT', and 'MY DETAILS'.

**MY VISITORS**

My visitors | Create visitor

You can have up to **100** visitors at the same time. Those visitors can use the eduroam Wi-Fi network for a maximum period of **100** day(s).

Currently **0** out of **100** visitor accounts are created.

**QUICK CREATE 1-DAY ACCOUNT**

Mobile number or email \*

+31600000000 or example@example.com

Submit

**CREATED ACCOUNTS**

Total accounts created this month: **0**

Total accounts created previous month: **0**

**MANUAL & SUPPORT**

Manual [eduroam Visitor Access v. 2.0](#)

**MY DETAILS**

Name	eVA user
Email address	eva@eduroamvisitoraccess.org
Organization	dev
Type	employee
ID	org-user@localhost

The 'Create visitor' form allows users to add a new visitor to their account. It includes fields for name, email, mobile number, and communication language, along with notification preferences and date selection.

**CREATE VISITOR**

Visitor

Name \* Paul Dekkers

Mail paul.dekkers@surf.nl

Mobile number 06 12345678

Communication language \* Dutch

**Notifications**

Notification by Email

Notification by SMS

Send me a confirmation by Email

**Date**

Please select the period the visitor needs access to the Wi-Fi network. Starting from the first day of access until (and including) the end date.

From (00:00) \* 04-06-2023

Till (23:59) \* 04-06-2023

# User login

- Create guests
- Share in teams
- Upload .CSV
- Create “scratch cards”
- Create SMS-event

The screenshot shows a web browser window displaying the eduroam Visitor Access dashboard. The browser's address bar shows the URL `dev.eduroamvisitoraccess.org`. The dashboard has a dark blue header with the eduroam logo and navigation links for Home, My visitors, My batch uploads, My groups, and My SMS events. The user is logged in as 'eVA user'. The main content area is titled 'Home - Dashboard' and contains several sections:

- MY VISITORS**: Includes buttons for 'My visitors' and 'Create visitor'. Text indicates a limit of 100 visitors at once and that 0 out of 100 accounts are currently created.
- QUICK CREATE 1-DAY ACCOUNT**: A form with a text input for 'Mobile number or email' containing '+31600000000 or example@example.com' and a 'Submit' button.
- CREATED ACCOUNTS**: Shows 'Total accounts created this month: 0' and 'Total accounts created previous month: 0'.
- MANUAL & SUPPORT**: Contains a link to the 'Manual eduroam Visitor Access v. 2.0'.
- MY DETAILS**: A table showing user information:

Name	eVA user
Email address	eva@eduroamvisitoraccess.org
Organization	dev
Type	employee
ID	org-user@localhost

Private < > dev.eduroamvisitoraccess.org/guests/create

**eduroam** Visitor Access EN NL eVA user

Home My visitors

### Create visitor

**CREATE VISITOR**

Visitor

Name \* Paul Dekkers

Mail paul.dekkers@surf.nl

Mobile number 06 12345678

Communication language \* Dutch

Notifications

Notification by Email

Notification by SMS

Send me a confirmation by Email

Date

Please select the period the visitor needs access to the Wi-Fi network. Starting from the first day of access until (and including) the end date.

From (00:00) \* 04-06-2023

Till (23:59) \* 04-06-2023

Private < > dev.eduroamvisitoraccess.org/guests

**eduroam** Visitor Access EN NL eVA user

Home My visitors

### Visitors overview

Create visitor

**PAUL DEKKERS**

Identifier: a@eduroamvisitoraccess.org

Mail: paul.dekkers@surf.nl

Access: 4 June 2023 till 4 June 2023

# Advanced user

- Advanced users and Admin have multiple menus
- Admin role creates profiles
- CERT role allows to traceback users
- Superuser manages organizations

The screenshot shows the eduroam Visitor Access dashboard. The header includes the eduroam logo, language options (EN, NL), and a user profile (eVA admin). The main navigation menu contains: Home, My eVA, Admin, CERT, Environment admin, and Settings. The dashboard title is "Home - Dashboard".

**MY VISITORS**

Buttons: My visitors, Create visitor

You can have up to **100** visitors at the same time. Those visitors can use the eduroam Wi-Fi network for a maximum period of **100** day(s).  
Currently **0** out of **100** visitor accounts are created.

**QUICK CREATE 1-DAY ACCOUNT**

Mobile number or email \*

+31600000000 or example@example.com

Submit

**CREATED ACCOUNTS**

Total accounts created this month: **0**  
Total accounts created previous month: **0**

**NUMBER OF SENT SMS MESSAGES**

More statistics

No SMS messages have been sent.

**MANUAL & SUPPORT**

1. [eduroam Visitor Access v. 2](#) (Regular use)
2. [eduroam Visitor Access v. 2](#) (Extra functionalities, power-users)
3. [eduroam Visitor Access v. 2](#) Admin (Operation and configuration)

**MY DETAILS**

Name	eVA admin
Email address	eva@eduroamvisitoraccess.org
Organization	dev
Type	employee



# Regular institution admin

The screenshot shows a web browser window displaying the eduroam Visitor Access administration interface. The browser's address bar shows the URL `dev.eduroamvisitoraccess.org`. The page header includes the eduroam logo, language selection buttons for EN and NL, and a user profile dropdown for 'eVA institution admin'. The main navigation menu contains 'Home', 'My eVA', and 'Admin'. The dashboard title is 'Home - Dashboard'. The content is organized into several sections:

- MY VISITORS:** Features two buttons, 'My visitors' and 'Create visitor'. Below them, text states: 'You can have up to **100** visitors at the same time. Those visitors can use the eduroam Wi-Fi network for a maximum period of **100** day(s). Currently **0** out of **100** visitor accounts are created.'
- QUICK CREATE 1-DAY ACCOUNT:** Includes a form for 'Mobile number or email' with a text input field containing '+31600000000 or example@example.com' and a 'Submit' button.
- CREATED ACCOUNTS:** Shows 'Total accounts created this month: **0**' and 'Total accounts created previous month: **0**'.
- MY DETAILS:** A table with the following information:

Name	eVA institution admin
Email address	eva@eduroamvisitoraccess.org
Organization	dev
Type	employee
ID	org-admin@localhost
- MANUAL & SUPPORT:** Contains a link to 'Manual eduroam Visitor Access v. 2.0'.
- NUMBER OF SENT SMS MESSAGES:** Features a 'More statistics' button and the text 'No SMS messages have been sent.'

# Profiles


- Profiles determine what users are allowed to do

The screenshot shows a web browser window with the URL `dev.eduroamvisitoraccess.org/profiles/create/role`. The page header features the eduroam logo and navigation links for Home, My eVA, Admin, CERT, Environment admin, and Settings. The main content area is titled 'Create profile' and contains three tabs: 'Email profile', 'Group profile', and 'Role profile'. The 'Role profile' tab is active, displaying a 'CREATE PROFILE' form with the following fields and options:

- Profile name \*:
- SAML eduPersonAffiliation role \*:
- Max visitors \*:
- Max period of time in days \*:
- Users with this profile may add visitors.
- Users with this profile may upload batches.
- Users with this profile may generate (pre-anonymous) groups.
- Users with this profile may generate SMS events.
- This is a team.

At the bottom of the form are 'Cancel' and 'Submit' buttons.

eva.eduroam.nl/en/guests/create



NL EN Paul Dekkers

Home My eVA My Teams Admin CERT Environment admin Settings

## Create visitor

### CREATE VISITOR

#### Visitor

Name \*

Mail

Mobile number 06 12345678

Communication language \* Dutch

#### Notifications

Notification by Email

Notification by SMS

Send me a confirmation by Email

#### Date

Please select the period the visitor needs access to the Wi-Fi network. Starting from the first day of access until (and including) the end date.

From (00:00) \* 04-06-2023

Till (23:59) \* 04-06-2023

eva.eduroam.nl/en/guests/create?team=1117

My Teams Admin CERT Environment admin Settings

- Mijn team
- Batch uploads
- Groups

OR

Name \*

Mail

Mobile number 06 12345678

Communication language \* Dutch

Notification by Email

Notification by SMS

Send me a confirmation by Email

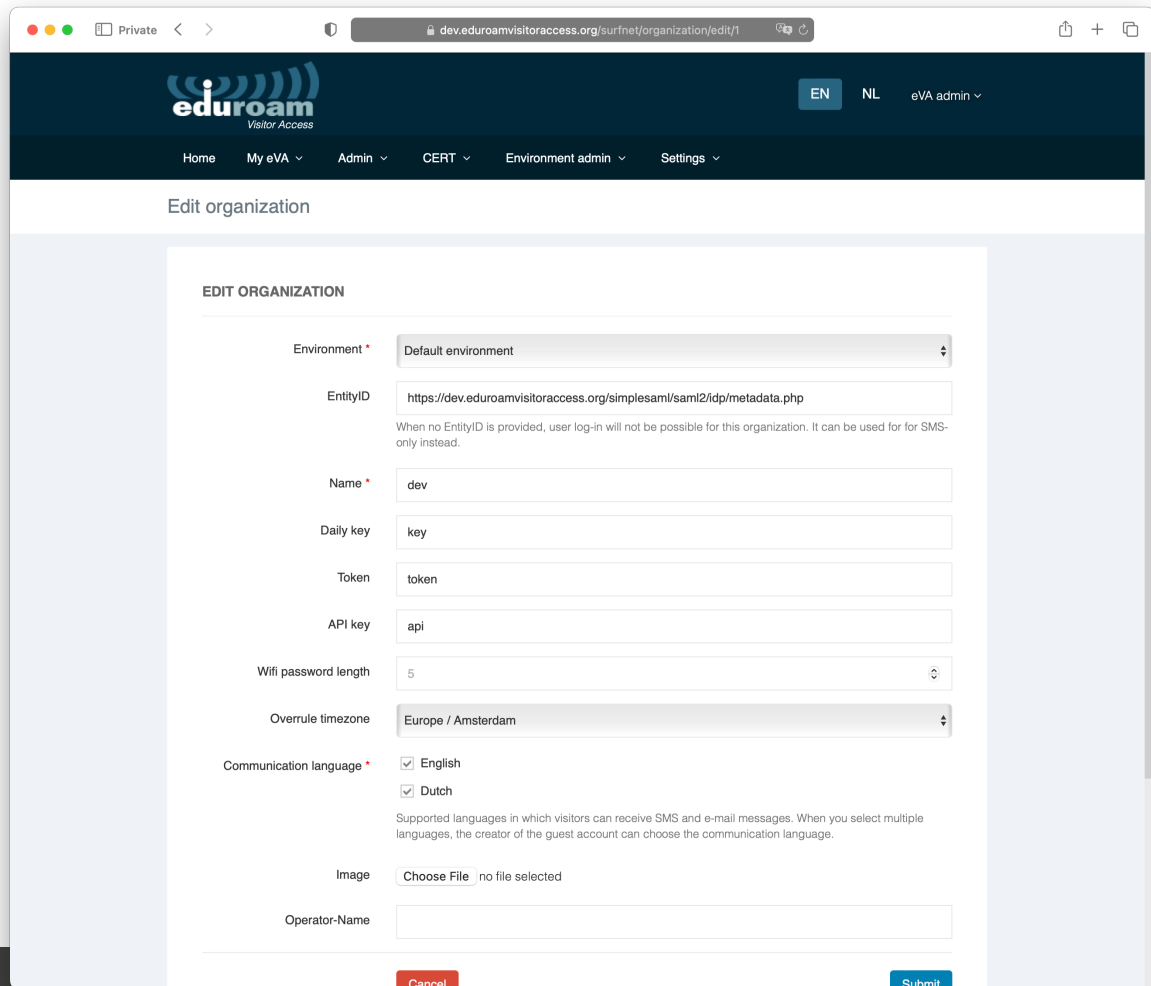
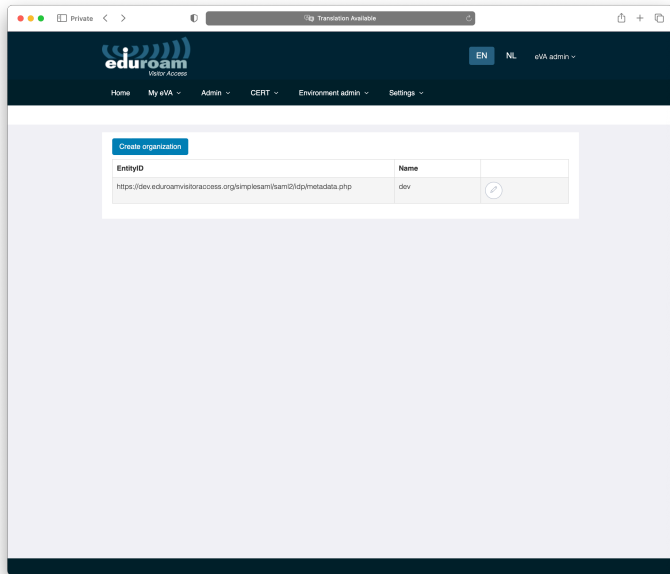
the period the visitor needs access to the Wi-Fi network. Starting from the first day of access until (and including) the end date.

From (00:00) \* 04-06-2023

Till (23:59) \* 04-06-2023

Linked to new tab Mijn team

# Add/edit organizations



## eVA's footprint

- eVA is used by almost 100 institutions in NL, and deployed in (at least)
  - CA
  - NZ
  - UK
  - ZA
- Pilots in
  - CH
  - FI
  - IE
  - UG
- Rebranded for govroam outside of eduroam
- SURF can host for a charge, but you can get access to the repo and run it yourself

## A simple/demo setup is trivial

- Clone the repo
- Run `docker-compose up -d` in `support/provisioning/docker-compose`

## Some challenges remain

- Development capacity
  - Running in Sprints
  - Will have better maintenance contract soon
- Stable service, most new features are requested from outside NL

**tnc23**

DIGITAL GENERATIONS

TIRANA, ALBANIA | 5-9 JUNE 2023

Thank you

Any questions?



Co-funded by  
the European Union

