



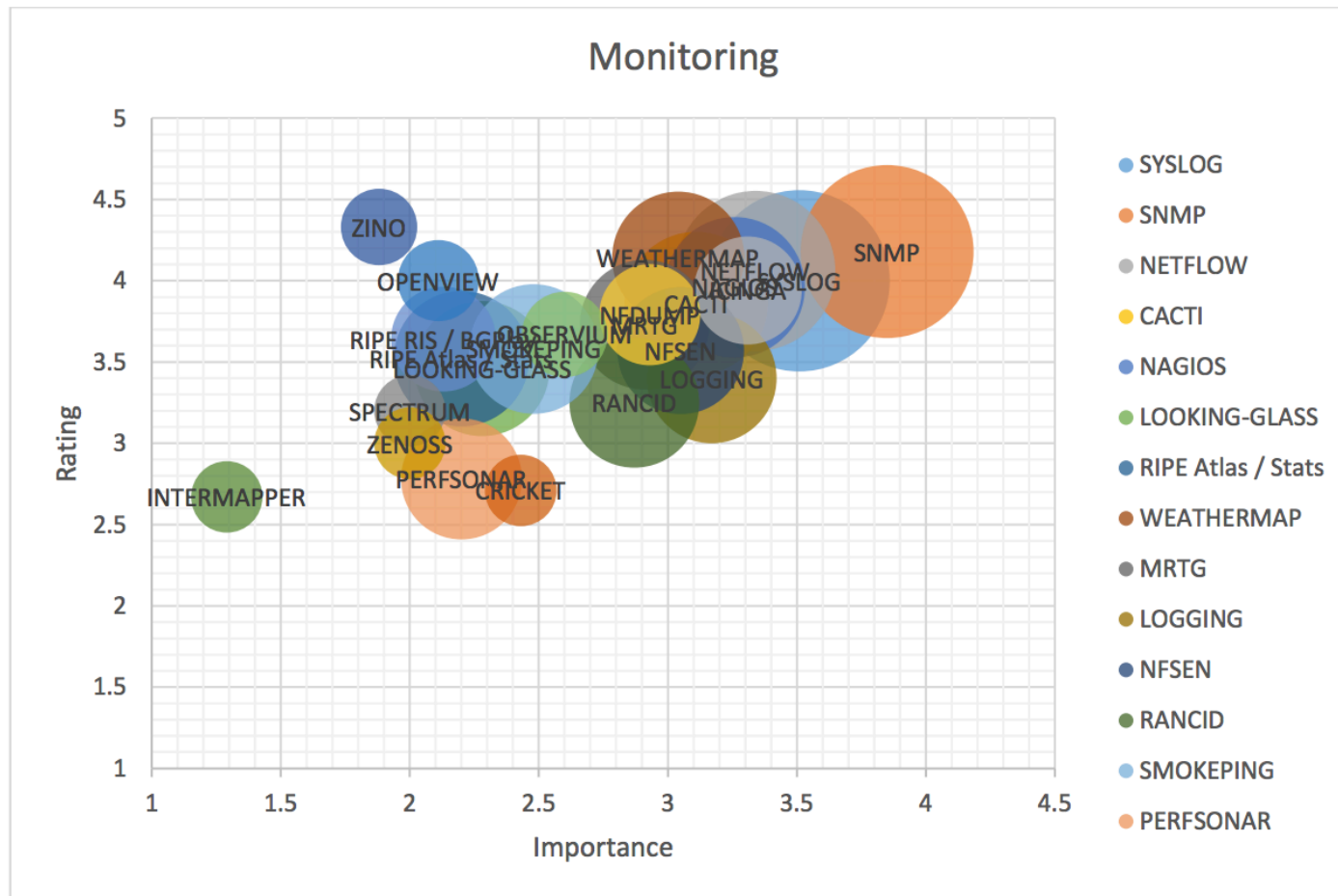
19/10/2016

# SIG-PMV Survey Overview

Tim Chown, Jisc, UK

[tim.chown@jisc.ac.uk](mailto:tim.chown@jisc.ac.uk)

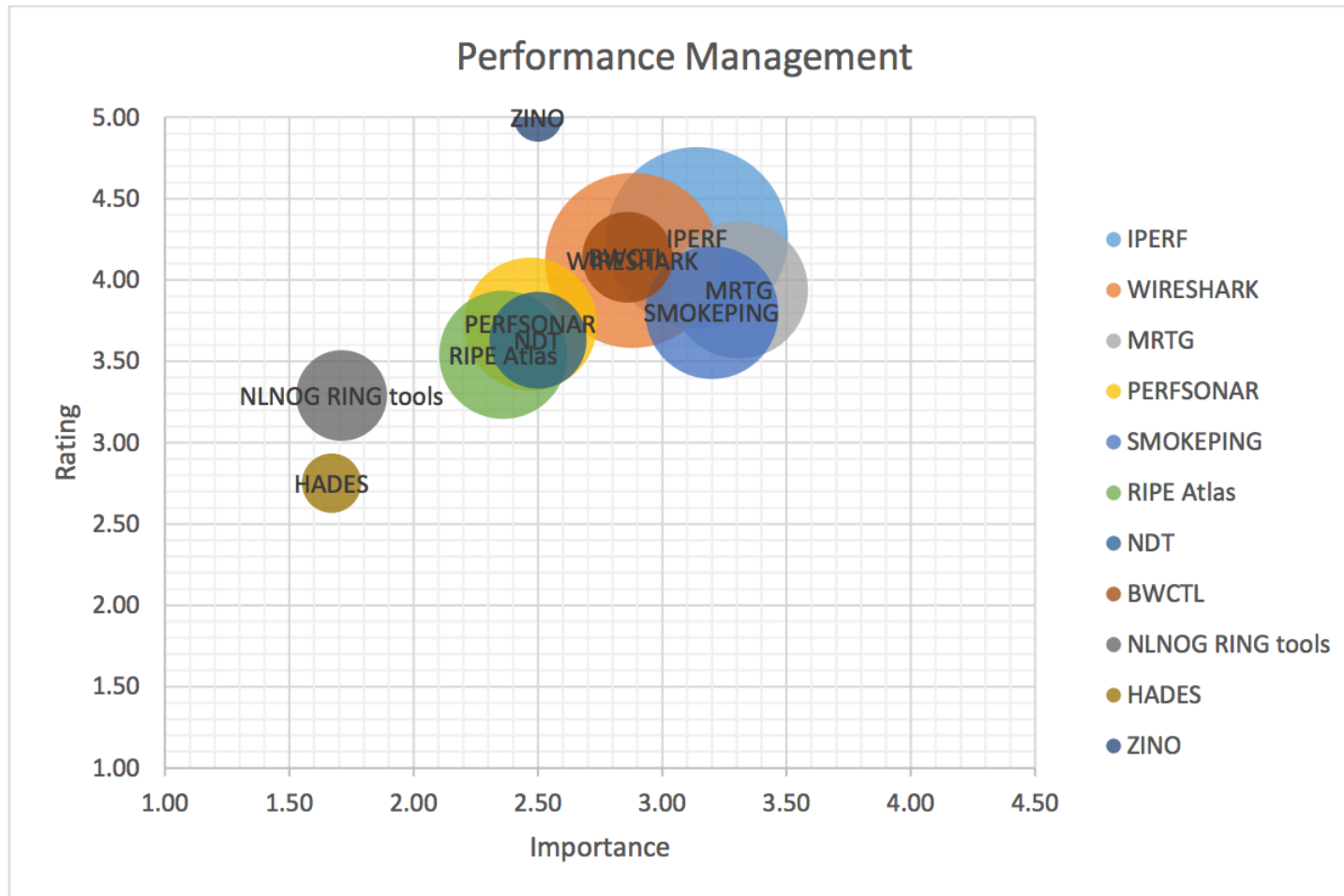
- » SIG-PMV was formed recently
- » One early activity is to get a feel for the PMV landscape in “the community”
- » Thus issued a fairly light and informal survey to get some initial input
  - › Link:
  - › 25 responses
- » Complements information from the recent SIG-NOC tools survey
  - › <https://www.geant.org/Resources/PublishingImages/SIG-NOC%20Tools%20Survey%202016.pdf>
  - › (which was much broader in the scope of all tools used)
- » Results are presented (a little selectively) here



Plus 19 other tools, and 10 other in-house tools

**Chart 3. Software tools used for monitoring**

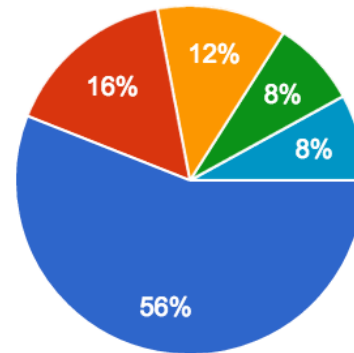
# SIG-NOC performance management tools



Plus:  
 Mgen (2)  
 RRD  
 Spirent appliances  
 Speedtest  
 NAV

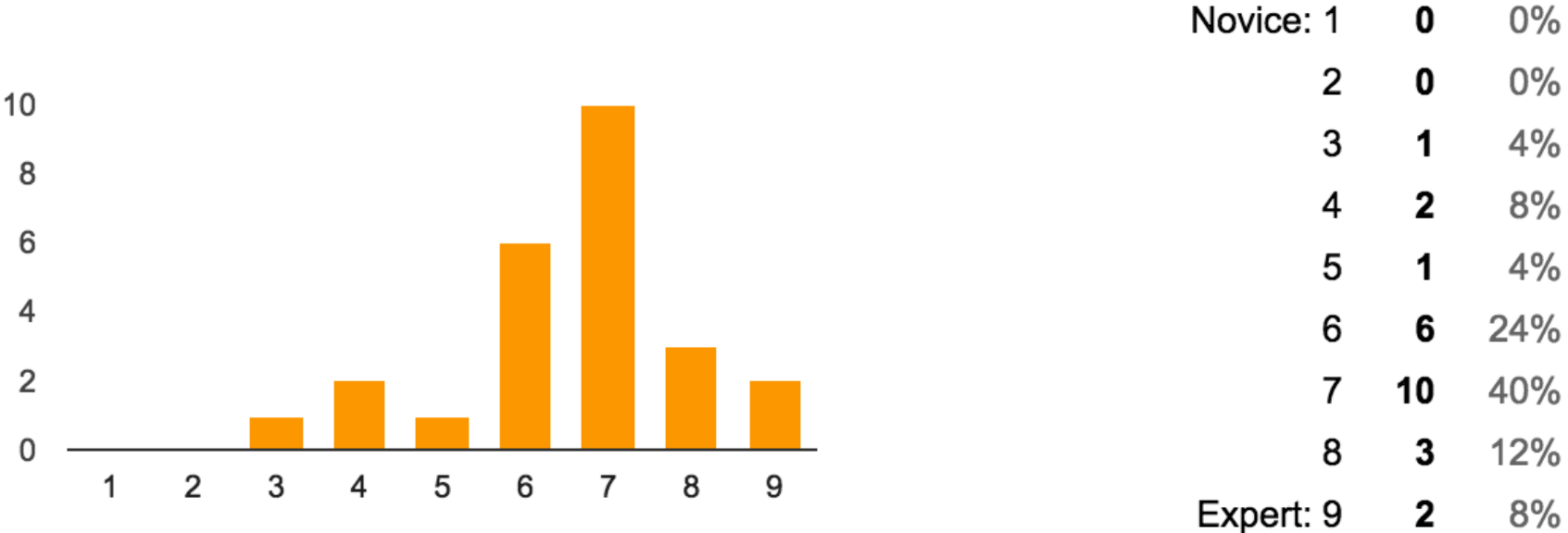
- » Jisc
- » SWITCH (Kurt Baumann - Peta)
- » Indiana University GlobalNOC
- » Vilnius University
- » Litnet
- » RedIRIS
- » NORDUnet
- » FCCN
- » EENet/HITSA
- » FCSE
- » CESNET
- » RENAM
- » AMRES
- » SWITCH
- » ACOnet
- » GEANT
- » PSNC
- » CARNet
- » CYNET
- » Loughborough University
- » CERN
- » iucc
- » DFN Verein
- » Friedrich-Alexander University of Erlangen-Nuremberg

## What is your role / affiliation?



NREN NOC / IT team	<b>14</b>	<b>56%</b>
University campus NOC / IT team	<b>4</b>	<b>16%</b>
Researcher / experimenter in scientific or other research community	<b>3</b>	<b>12%</b>
Data networking / PMV researcher	<b>2</b>	<b>8%</b>
Vendor (solution or service provider)	<b>0</b>	<b>0%</b>
Other	<b>2</b>	<b>8%</b>

## What would you say is your experience with (network) performance measurement?



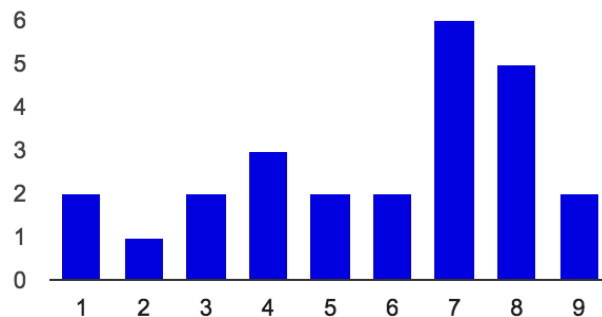
- » Majority (14) said Yes
- » Some issues mentioned:
  - › Lack of features
  - › Lack of options for customisation or integration with other tools
  - › Open source tools desirable
  - › Would like tools customised to NRENs
  - › Looking for automated setup of measurements
  - › *"It's important that our tools evolve to match the needs of our researchers. It's vital that we have a strong development environment with which to support that effort."*
  - › Getting good support for the tools



# Interest in common solutions and NMaaS/PMV?

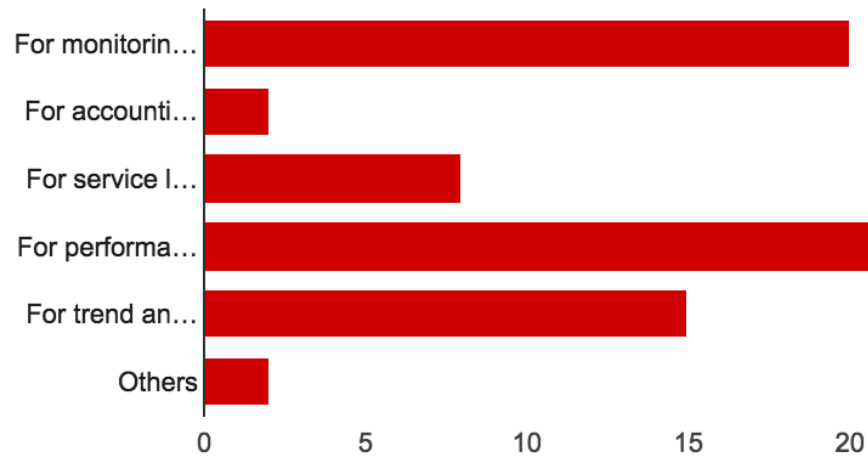
- » Over half the respondents have a strong interest (7+)
- » Offer autonomy for end users
- » Needs to be customisable
- » Better enable multi-domain coordination
- » Avoid duplication of effort
- » Potential for fast alerts

**Would you be interested in common solution(s) for all NRENs that offer Network-Management-as-a-Service with PMV?**



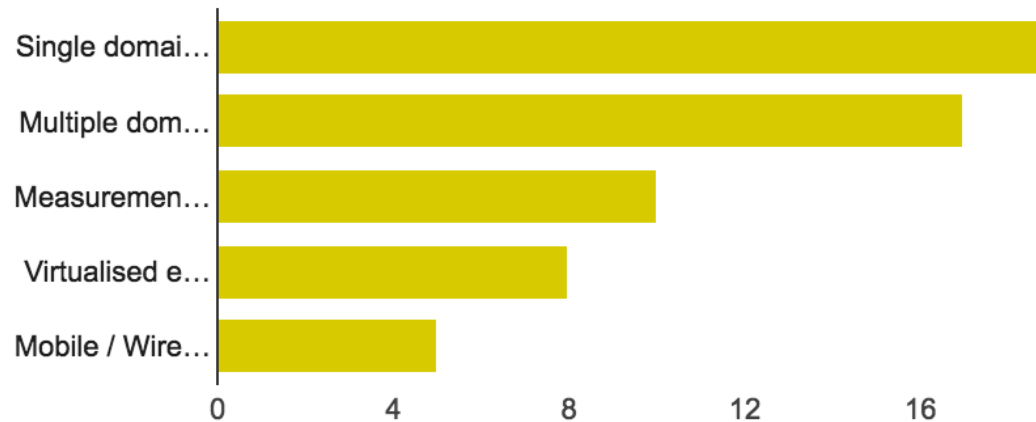
Not interested in :	1	2	8%
	2	1	4%
	3	2	8%
	4	3	12%
	5	2	8%
	6	2	8%
	7	6	24%
	8	5	20%
Highly interested :	9	2	8%

## What is the main purpose for your performance measurements?



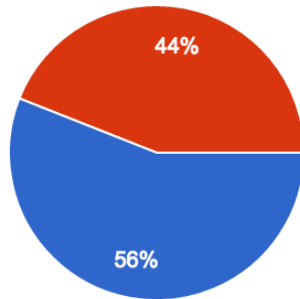
For monitoring / security alerts	<b>20</b>	80%
For accounting / billing	<b>2</b>	8%
For service level agreement validation	<b>8</b>	32%
For performance or other troubleshooting, to help the end-user	<b>24</b>	96%
For trend analysis or capacity planning	<b>15</b>	60%
Others	<b>2</b>	8%

## In what type of environment are you conducting performance measurements?



Single domain network environment	<b>19</b>	76%
Multiple domain environment, e.g. involving NRENs and other campuses	<b>17</b>	68%
Measurement for a specific research application or community	<b>10</b>	40%
Virtualised environment	<b>8</b>	32%
Mobile / Wireless environment	<b>5</b>	20%

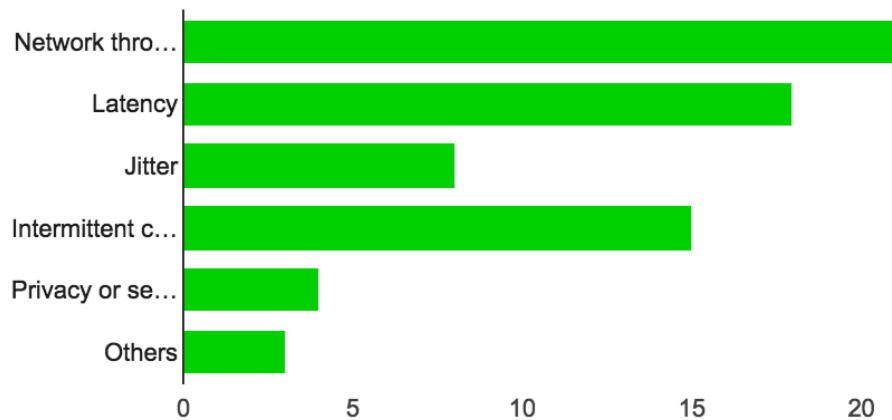
Do you collaborate with other organisations when running measurement tools?



YES	14	56%
No	11	44%

- » NOC
- » GEANT
- » NRENs
- » Regional networks
- » RIPE Atlas
- » User communities
- » perfSONAR communities
- » CARNet
- » Esnet
- » Indiana University
- » Internet 2
- » WLCG (HEP Grid)
- » ICN WG

## What performance issues are you facing in your environment?



### » Other answers:

- » Loss
- » Application issues
- » MTU issues

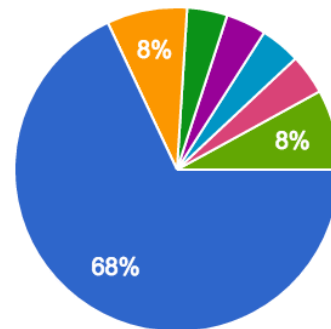
Network throughput	<b>21</b>	84%
Latency	<b>18</b>	72%
Jitter	<b>8</b>	32%
Intermittent connectivity	<b>15</b>	60%
Privacy or security issues	<b>4</b>	16%
Others	<b>3</b>	12%

- » Availability of perfsonar nodes at all points in the end-to-end path and near the researcher endpoints deep in the campus.
- » Not user friendly, no measurement history and comparison.
- » Good visualization
- » Performance at 10Gbps, using production links
- » Doing proper multi point to multi point measurement in VPNs is painful (hardware wise)
- » Monitoring operation takes too much time/effort/man power
- » Lack of measurement points and proper tools
- » Limited outreach in the area
- » Not suitable for monitoring network services (VPNs, p2p lines, NFV type of services...)

- » Someone is needed to setup/run the other endpoint
- » There are still no jitter measurements.
- » Better integration with existing network elements (TWAMP support, tool integration, etc.)
- » Lack of support for multi-homing solutions (multiple vlans, L2/L3 VPNs)
- » Not precise measurements, no mobile alert (ie. sms), etc.
- » Knowledge (across team) into effective running
- » End-to-end performance tests for multipath routes cannot be implemented with our tools
- » Getting accurate end to end measurements from an application perspective; encouraging universities to deploy appropriate tools, as the NREN generally doesn't go beyond the edge router into the campus site.

# Where do your tools come from

From what source do the tools that you are using come?



Open source software	<b>17</b>	68%
Standardised commercial off-the-shelf	<b>0</b>	0%
Proprietary vendor solutions	<b>2</b>	8%
Cloud-based tools	<b>1</b>	4%
Home-grown tools developed at your institution	<b>1</b>	4%
NREN-supplied tools	<b>1</b>	4%
Community projects, e.g. RIPE Atlas	<b>1</b>	4%
Others	<b>2</b>	8%



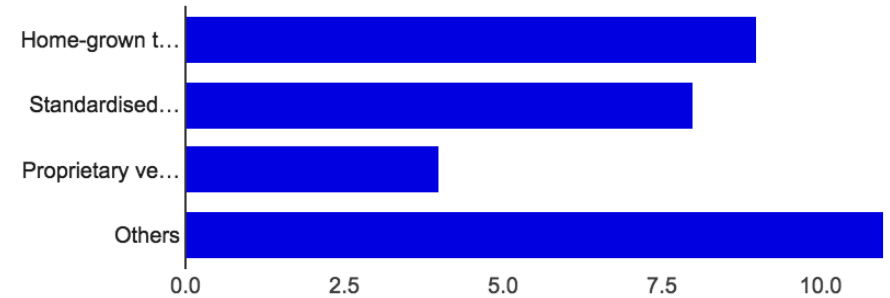
# Verification – type and tools?

## What type of performance verification are you conducting?



As quality assurance tests to verify my measurements are correct	<b>14</b>	56%
To verify that I stay within the negotiated service level agreements	<b>10</b>	40%
Others	<b>6</b>	24%

## For Verification - Which tools are you using?



Home-grown tools	<b>9</b>	36%
Standardised commercial off-the-shelf tools	<b>8</b>	32%
Proprietary vendor-specific tools	<b>4</b>	16%
Others	<b>11</b>	44%

(Others largely open source)

## » Parameters?

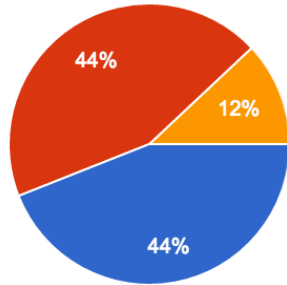
- » Most popular responses first:
  - › Throughput (14)
  - › Loss (6)
  - › Latency / delay (14)
  - › Jitter (4)
  - › Availability / uptime (3)
  - › Path selection
  - › QoS
  - › Many SNMP variables

## » Layers validated?

- » Most popular responses first:
  - › Layer 3 (12)
  - › Layer 4 (5)
  - › Application (3)
  - › Layer 2 (3)
  - › Optical (2)

# Integration of performance measurements?

Are you using network management solutions that integrate performance measurements?

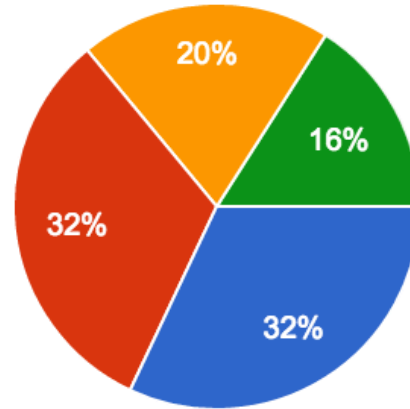


YES	11	44%
NO	11	44%
Others	3	12%

» If Yes, what?

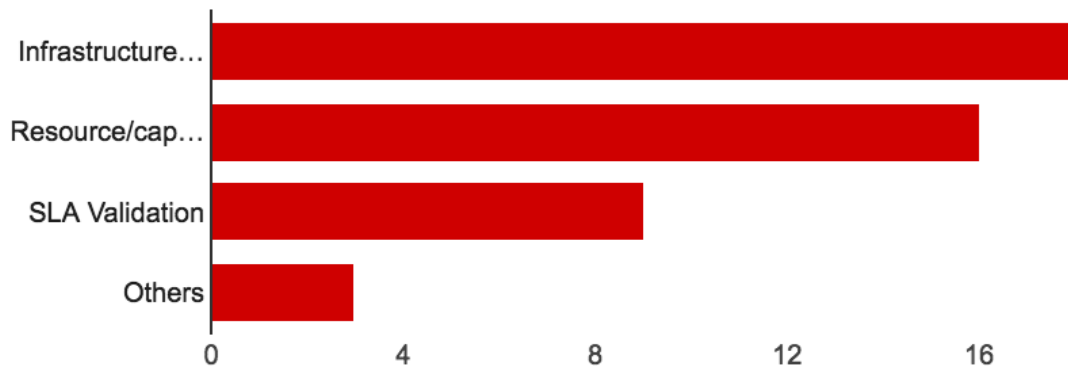
- › The GlobalNOC has several tools that alarm on OWAMP or BWCTL feeds.
- › Zabbix.
- › Spectrum, HawkEye
- › Several open-source solutions that collect PM and alarm on them.
- › Open Source
- › RIPE Atlas
- › Puppet
- › perfSONAR
- › Zenoss
- › CA Spectrum

## To whom do you make your measurement results available?



A specific research community you are running the measurements for	<b>8</b>	<b>32%</b>
To named contacts at specific organisation(s)	<b>8</b>	<b>32%</b>
To selected people via login control	<b>5</b>	<b>20%</b>
Results are completely open	<b>4</b>	<b>16%</b>

## What is your strategic interface to performance monitoring/measurement and verification?



Infrastructure Deployment	<b>18</b>	<b>72%</b>
Resource/capacity Management	<b>16</b>	<b>64%</b>
SLA Validation	<b>9</b>	<b>36%</b>
Others	<b>3</b>	<b>12%</b>

- » We're highly vested in measurement and verification going forward as a core component to our strategy.
- » Wireless network quality and services monitoring using Raspberry Pi computers.
- » Wireless performance verification is at the top of our interest - WiFiMon
- » We have to find the proper solution to monitor our internal VPNs
- » Maintain compatibility with partners
- » Network performance testing for main network POPs, Layer 3 and VPNs (L2/L3).
- » Look at the trend analysis feature offered by our newly adopted tool "CA Performance Management"
- » Looking at greater deployment of perfSONAR between universities and research organisations, and the potential to use reference DTNs.
- » Automatically put monitoring/verification in place for new resources

---

» Other comments made:

- › To see application/implementations (use cases) on performance verification would be great - to see features to the end-users would be very welcome....
- › You have not asked about monitoring architecture
- › Want to see list of OpenSource/Commercial tools that are deployed and used in NRENs, how long, level of satisfaction
- › Availability of measurement results depends on type of tools and users performing measurements.

# We want to hear from you - do get in touch!

---

A close-up photograph of a person's hand holding a white business card. The hand is positioned at the top and bottom edges of the card, with fingers visible. The background is blurred, showing a dark suit jacket and a white shirt.

**Dr Tim Chown**

Senior Network Services Developer

Jisc, UK

**[tim.chown@jisc.ac.uk](mailto:tim.chown@jisc.ac.uk)**

**[jisc.ac.uk](http://jisc.ac.uk)**