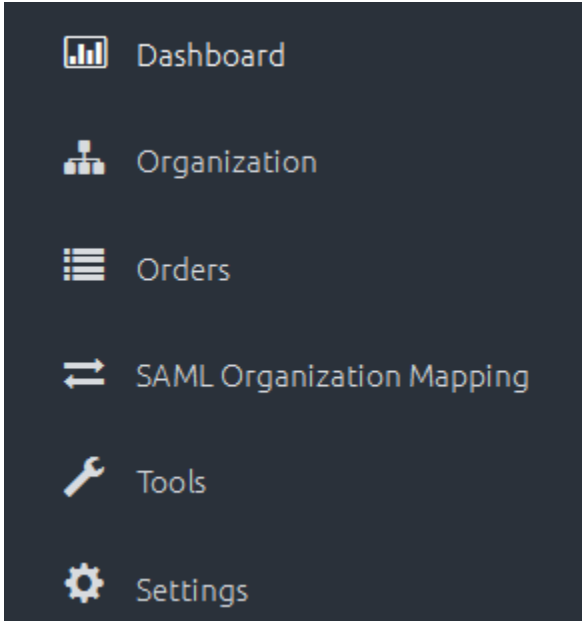


# CertCentral - the DigiCert portal

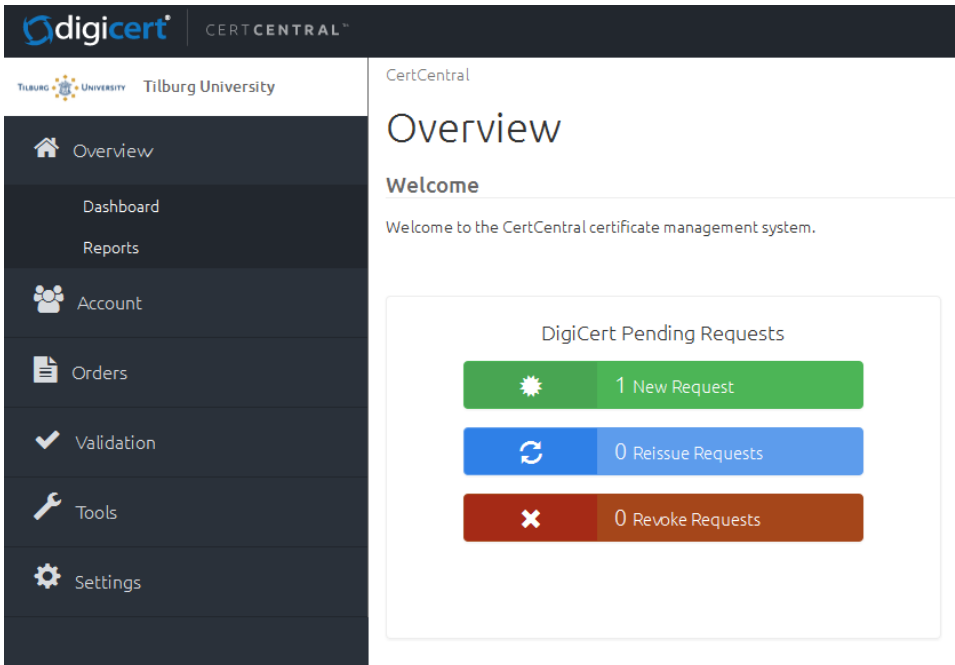
## Overview of the main portal

- The home screen is <https://www.digicert.com/account/login.php>
- After logging in you will see the main menu (which recently was restructured)



- **Overview : Dashboard and Reports**

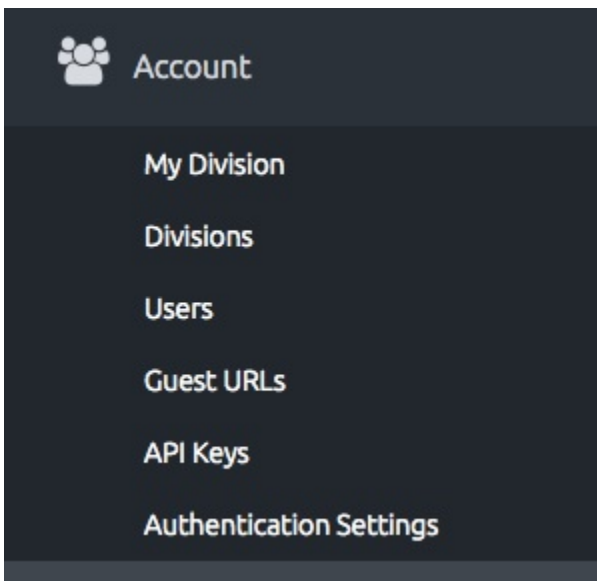
The main overview coincides with the Dashboard where you will see the status of certificates requested by your institution.



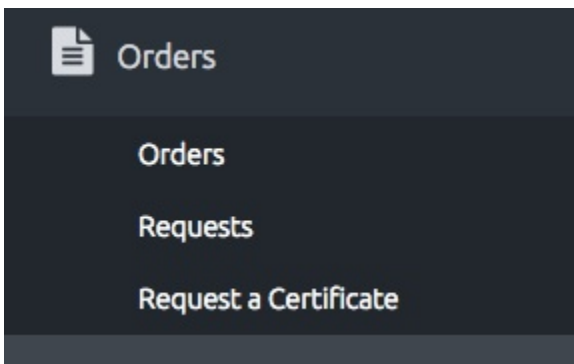
In the Reports page you will find a link to the Orders Report. This page shows the overview of all certificates ordered. An NREN account will see the numbers for all subscriber (sub)divisions followed by a grand total. Subscriber accounts will only see the counts for their own division. At the top of the page there are two drop-down lists, one for months and one for years. These enable filtering of the results of your orders report, i.e. you can see how many certificates were ordered in a specific month of a specific year.

- **Account : My Division and Users (and Guest URLs and API keys)**

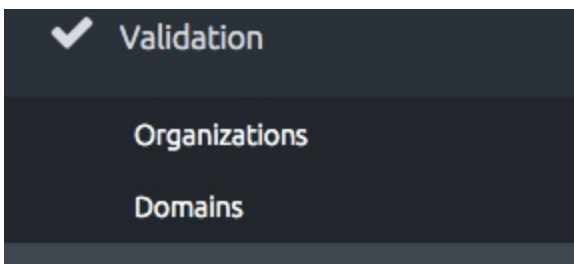
Your Divisions and users can be managed here, including Guest URLs, API keys and Two-Factor authentication



- **Orders** : Orders, Requests, and Request a Certificate  
Here is where you request and approve certificates. You also see previous orders.



- **Validation** : Organisations and Domains  
Here you can create new Organisations and divisions, but you also find all the ones already created together with their status.



- **Tools**  
A number of tools that can help you in common tasks. Note that the CSR Generators tool brings you to a page that contains a long list of products for which support data is available. You don't know how to handle certificates for an F5 or a Barracuda? It's all near 'We also provide detailed instructions for [other server types](#).'



- Setting  
View 'Audit Logs', detailing important events like division creations and modifications and (failed) logins. From here you can also create Notifications in order to email some events.

## Audit Logs

From:  To:  User:

Action:  Result:  Filter

Date	Action	User	IP Address	Country	
2015-03-05 11:23	login	Teun Nijssen	137.56.176.83	Netherlands	✓
2015-03-09 10:09	login	Teun Nijssen	137.56.176.83	Netherlands	✓
2015-03-09 09:27	login	Teun Nijssen	137.56.176.83	Netherlands	✓
2015-03-05 17:02	login	Teun Nijssen	137.56.176.83	Netherlands	✓
2015-03-05 15:21	login	Teun Nijssen	137.56.176.83	Netherlands	✓

## Audit Log Notifications

For your security, every user will always be notified of email address changes to his or her account.

### Create A New Notification

Email Address:

Notify me about:

User Changes

All Logins

Logins from Invalid IP Addresses