
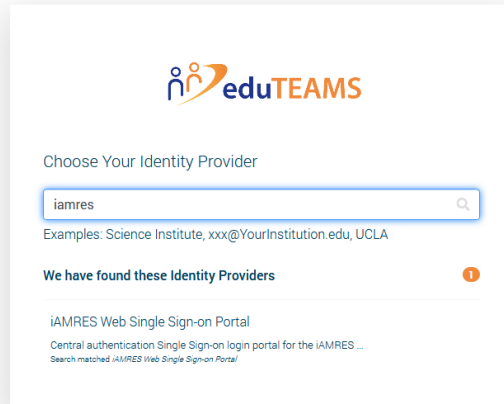


Linking and unlinking identities in eduTEAMS

 This page explains how to link more accounts/identities, within your profile, after being successfully registered on the eduTEAMS platform, as well as how to unlink accounts/identities.

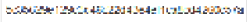



1. In order to link an account with the existing one, you should navigate to your profile on the platform <https://mms.eduteams.org/profile/>.

2. Choose and login with the organisation's Identity Provider which you used during the registration process.



3. You will be redirected to the eduTEAMS profile page. Choose "My linked accounts" in the left navigation bar.

4. Click the "Link a new account" button. You will be redirected to the screen where you need to select the organisation's Identity Provider.

Email	Federated identity	Login	Last usage	
N/A	eduTEAMS		2019-08-23 09:53:16	
andrijana.todosjevic@amres.ac.rs	https://login.iamres.amres.ac.rs/simplesaml/saml2/idp/metadata.php		2020-05-15 19:19:53	

[+ Link a new account](#)

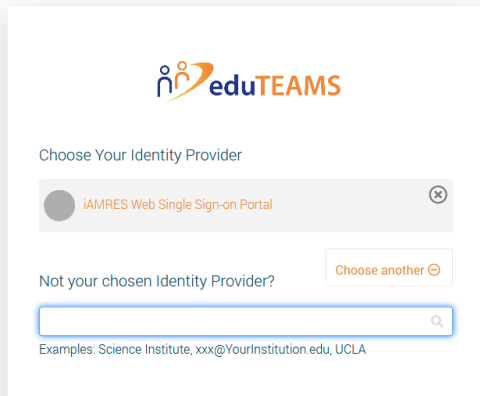
Email	Certificate issuer	Identity	Last usage	
No identities found				

[+ Add new certificate](#)

[Show other identities](#)

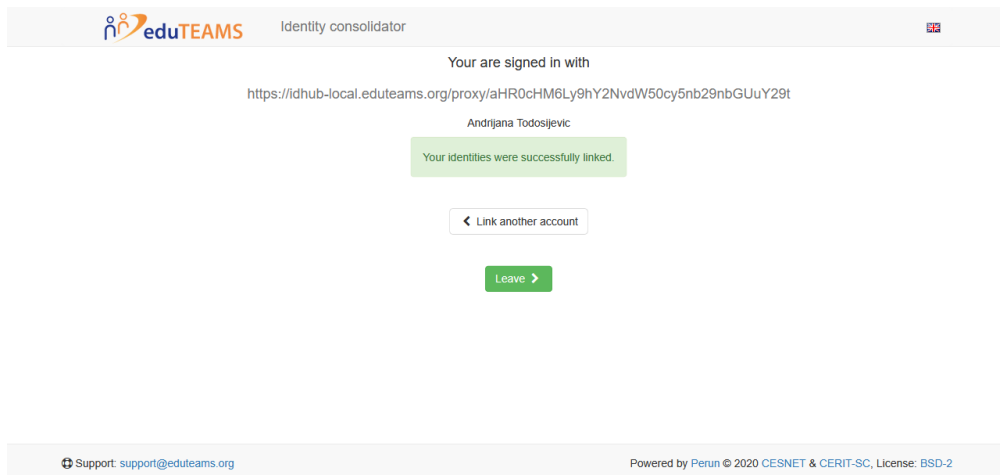
Support: support@eduteams.org Powered by Perun © 2020 CESNET & CERIT-SC, License: BSD-2

5. At this step, you should click the “Choose another” button and choose the Identity Provider of another account which is supposed to be linked.



6. After successful login, accounts are linked and the success message is displayed.

7. Click the “Leave” button.







8. You can now see the list of accounts in your profile.

MENU

- My profile
- My linked accounts**
- Settings

My linked accounts

Email	Federated identity	Login	Last usage	
N/A	eduTEAMS	6G0RE2B512B03145C22010E6413D001200C37a	2019-08-23 09:53:16	
todosijevicandrijana@gmail.com	https://idhub-local.eduteams.org/proxy /aHR0cHM6Ly9hY2NvdW50cy5nb29nbGUuYy29t	t2d0xk1vc1c2ndrijana	2020-05-15 19:21:36	
andrijana.todosijevic@amres.ac.rs	https://login.iamres.amres.ac.rs/simplesaml /saml2/idp/metadata.php		2020-05-15 19:22:08	

+ Link a new account

Email	Certificate issuer	Identity	Last usage
<p>No identities found</p>			

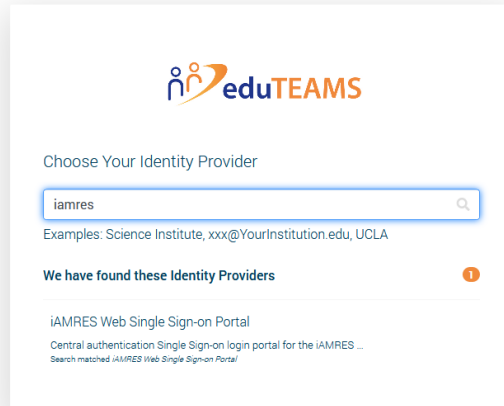
+ Add new certificate

Show other identities

Unlinking Identities

NOTE: The User should be logged out from the account he wants to unlink, so no active login session should be present in a browser.

1. In order to unlink an account with the existing one, you should navigate to your profile on the platform <https://mms.eduteams.org/profile/>.
2. Choose and login with the organisation's Identity Provider of the identity/account you would like to keep.



3. You will be redirected to the eduTEAMS profile page. Choose "My linked accounts" in the left navigation bar.
4. Click the red "X" button next to the account which is supposed to be unlinked.

MENU

[My profile](#)[My linked accounts](#)[Settings](#)

My linked accounts

Email	Federated identity	Login	Last usage	
N/A	eduTEAMS	6600E285128C31410C22010E6411A0001200C37A	2019-08-23 09:53:16	
todosijevicandrijana@gmail.com	https://idhub-local.eduleams.org/proxy /aHR0cHM6Ly9hY2NvdW50cy5nb29nbGUuY29t	todosijevicandrijana	2020-05-15 19:21:36	
andrijana.todosijevic@amres.ac.rs	https://login.lamres.amres.ac.rs/simplesaml /saml2/idp/metadata.php		2020-05-15 19:22:08	

[+ Link a new account](#)

Email	Certificate issuer	Identity	Last usage
No identities found			

[+ Add new certificate](#)[Show other identities](#)